



SEA-BIRD ELECTRONICS, INC.

1808 136th Place N.E., Bellevue, Washington 98005 USA

Telephone: (425) 643-9866 Telex: 292915 SBEI UR

Fax: (425) 643-9954

email: seabird@seabird.com

SBE P/N Varies

DATE	SYM	REVISION RECORD	AUTH	DR	CHK

SBE37SM Welded-Bolt Cable Clamp Kit

Kit Contents

SBE P/N	Manufacturer P/N	Primary SBE Application	QTY
231447	SBE 37SM Custom Mount Guard	Cable Mount Guard	1
Varies	Microcat SM Clamp, Diameter varies	Mounts to Upper end of Guard	2
Varies	Microcat SM Guide, Diameter varies	Mounts to lower end of Guard	2
30633	Washer, Ti, 1/4" Split	Secure 231477 Guide to Custom Mount Guard	2
30634	Washer, Ti, 1/4" Flat	Secure 231477 Guide to Custom Mount Guard	2
30835	Nut, 1/4-20, Hex Ti	Secure 231477 Guide to Custom Mount Guard	2
30864	Washer, Ti, 3/8" Split	Secure 231476 Clamp to Custom Mount Guard	2
30910	Nut, 3/8-16 Ti	Secure 231476 Clamp to Custom Mount Guard	2
30911	Washer, 3/8" Flat Ti	Secure 231476 Clamp to Custom Mount Guard	2

3/8" Cable Diameters

SBE P/N	Manufacturer P/N	Primary SBE Application	QTY
231476	Microcat SM Clamp, 3/8" OD	Mounts to Upper end of Guard	2
231477	Microcat SM Guide, 3/8" OD	Mounts to lower end of Guard	2

8.5mm Cable Diameters

SBE P/N	Manufacturer P/N	Primary SBE Application	QTY
231425	Microcat SM Clamp, 5/16"/8.5mm OD	Mounts to Upper end of Guard	2
231424	Microcat SM Guide, 5/16"/8.5mm OD	Mounts to lower end of Guard	2

Procedure for Clamp Installation

Refer to Assembly Drawing number 67034A

A. Assembly Of Custom SM Cable Mount Guard

- Guard comes with necessary bolts welded onto it.
- Press 1 each of guide and clamp parts firmly over bolts such that blocks are flush with mount guard, and holes face outward.
- Lay cable in holes and slip 2nd clamp and guide parts over cable.
- Secure clamp and guide with 1 each flat split ring washer, and 1 nut as outlined above.

SBE Drawings:

67034A Microcat SM Clamp/Guide Assembly

21489A Microcat Mount Guard Welding Mod

21425A Microcat Guard Mod, welded bolts

Sea-Bird Electronics Procedure

PROCEDURE NUMBER: **67034**

TITLE: **SBE37SM Welded-Bolt Cable Clamps**

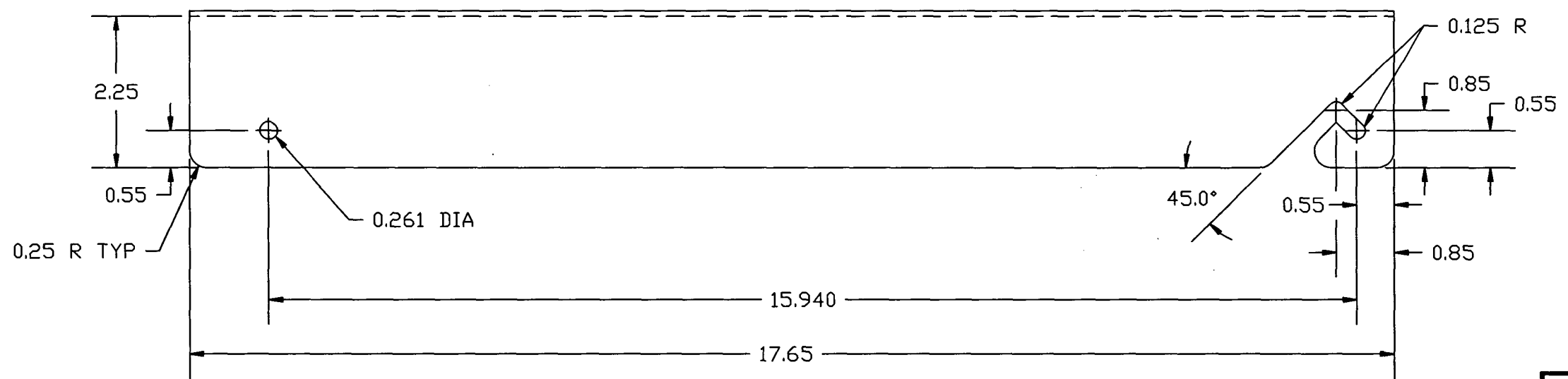


REVISION: **A**

EFFECTIVE DATE: **06/14/2006**

CHECKED BY:

PAGE 1 of 1

DATE	SYM	REVISION RECORD	AUTH.	DR.	CK.
5/99	A	CHANGED DWG TITLE		CEG	



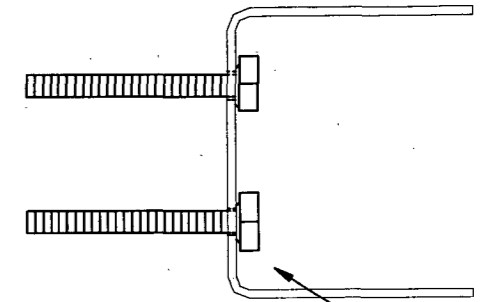
MATERIAL : CP-2 TIT. 0.80 SHEET
 TOLERANCES X.XX = ±0.01
 X.XXX = ±0.005
 TUMBLE FINISH
 BREAK SHARP EDGES

TOLERANCES	SEA-BIRD ELECTRONICS, INC			
FRACTIONAL	P/N 231392	SCALE 1:2	DRAWN BY DW	
DECIMAL	TITLE MICROCAT SM MOUNT GUARD FOR CABLE CLAMPS			
ANGULAR	DATE 9-16-97	DRAWING NUMBER 21425	REV A	

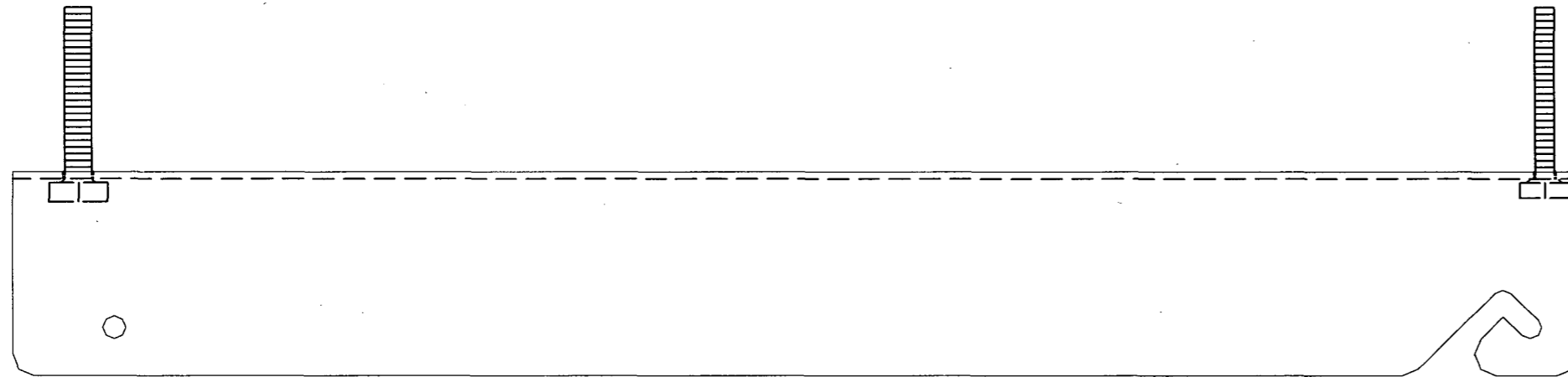
DATE	SYM	REVISION RECORD	AUTH.	DR.	CK.
5.15.98	A	ADDED TOLERANCE INFO		CEG	

WELD P/N 30900 1/4-20 X 2"
 HEX HEAD BOLT INTO 0.261 DIA
 HOLE - 2 PLACES

WELD P/N 30936 3/8-16 X 2"
 HEX HEAD BOLT INTO 0.386 DIA
 HOLE - 2 PLACES



TACK WELD ON INSIDE
 SURFACE OF GUARD



P/N 231392, SBE37-SM MOUNT GUARD FOR CABLE CLAMPS DWG. 21425

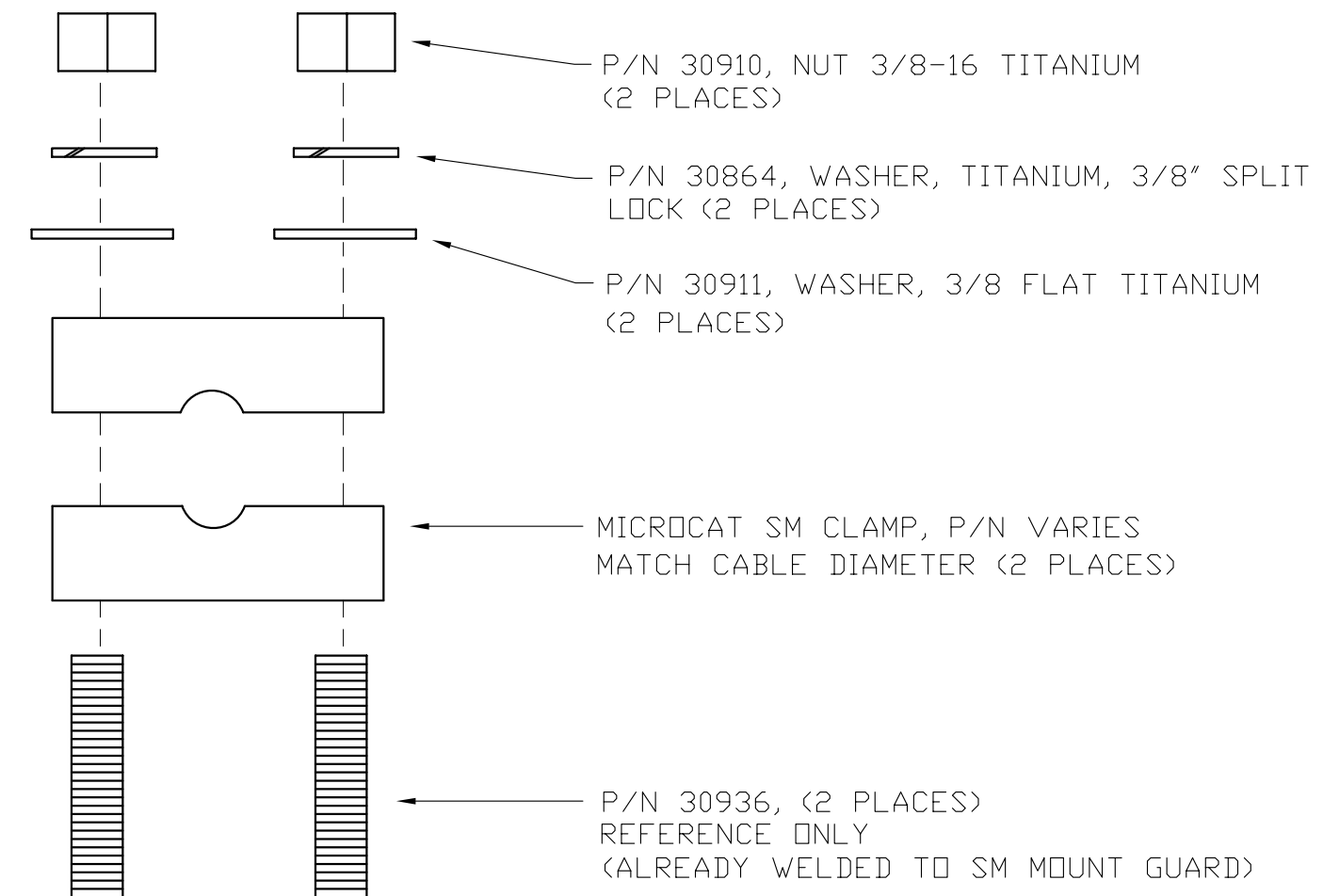
MATERIAL : CP-2 TIT. 0.80 SHEET
 TOLERANCES X.XX = ±0.01
 X.XXX = ±0.005

ANGULAR = ±.5
 TUMBLE FINISH
 BREAK SHARP EDGES

TOLERANCES	SEA-BIRD ELECTRONICS, INC			
FRACTIONAL	P/N 231447	SCALE NTS	DRAWN BY CEG APPROVED BY	
DECIMAL X.XX=±0.01 X.XXX=±0.005	TITLE MICROCAT SM MOUNT GUARD WELDING ASSEMBLY			
ANGULAR ± .5	DATE 4.1.98	DRAWING NUMBER 21489	REV A	

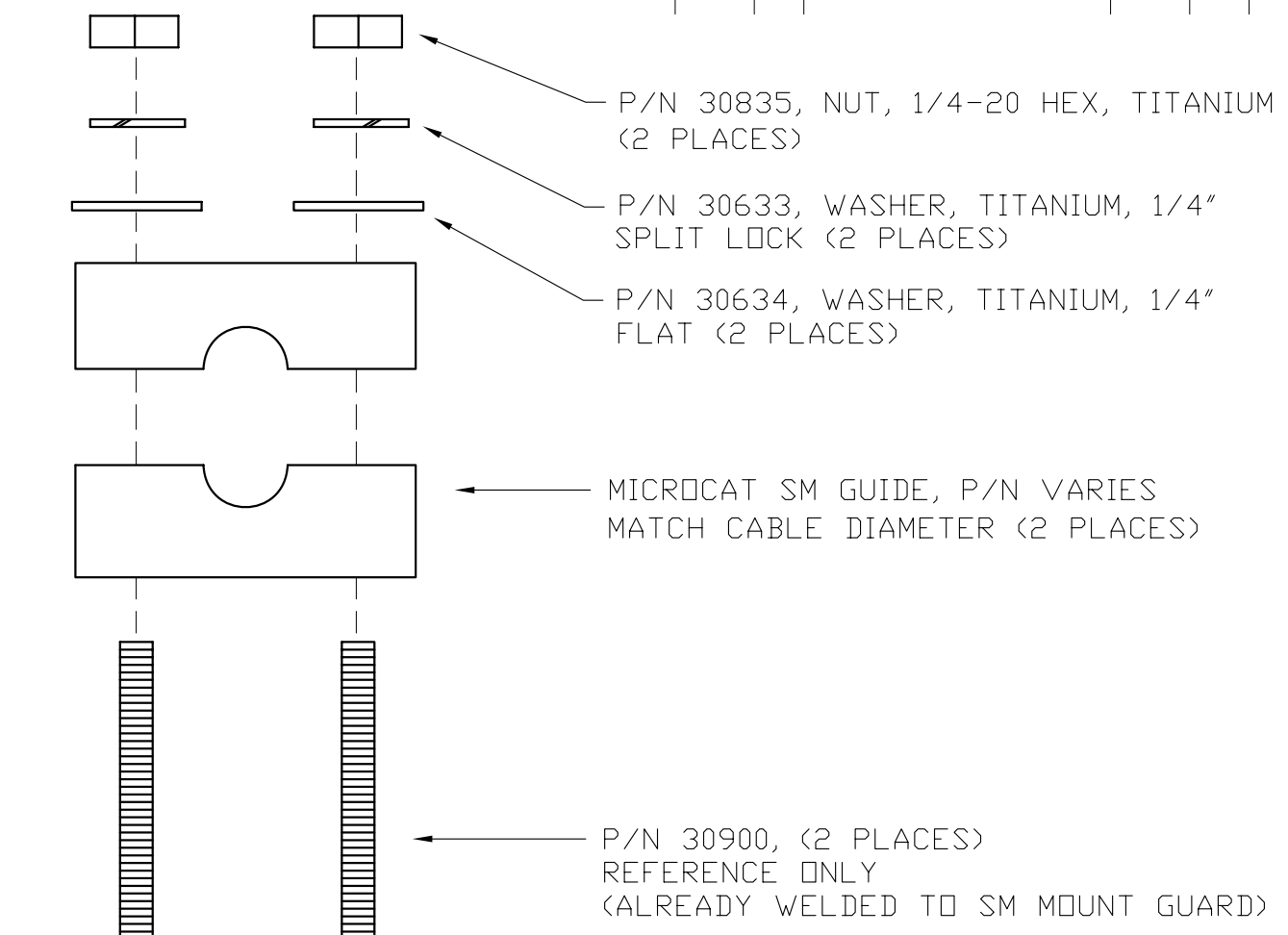
DATE	SYM	REVISION RECORD	AUTH.	DR.	CK.
6.06	A	Add PNTTable	CB	MJ	CB

RETAINER RING END

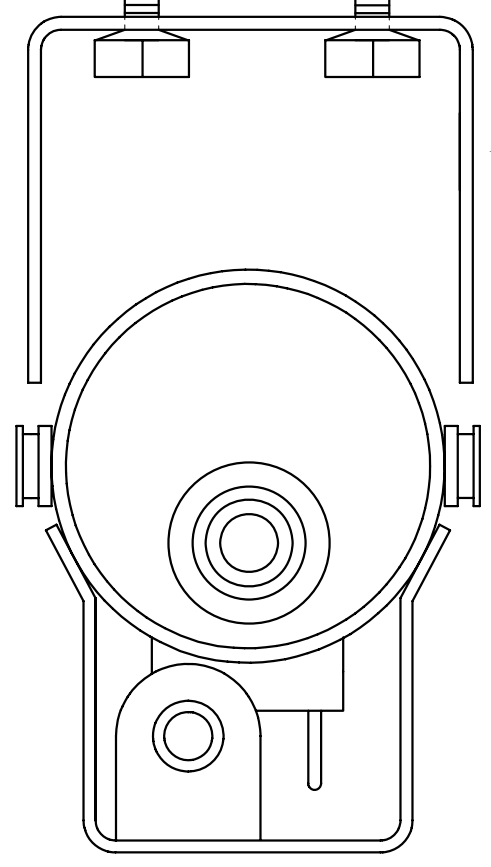
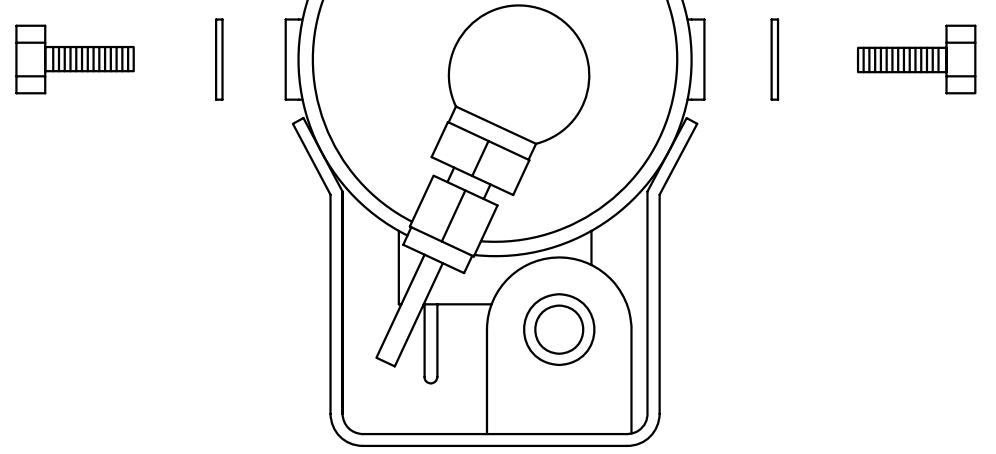


DIAMETER	CLAMP PN	GUIDE PN	KIT PN
8.5mm / 5/16"	231425	231424	50235
3/8"	231476	231477	50239

ENDCAP END



P/N 231447, SBE37-SM MOUNT GUARD W/ WELDED BOLTS DWG. 21489A



TOLERANCES	SEA-BIRD ELECTRONICS, INC				
FRACTIONAL	P/N	N/A	SCALE NTS	DRAWN BY	CEG
DECIMAL	TITLE SBE37SM Welded Bolt Guard Clamp / Guide Assembly				
ANGULAR	DATE	DRAWING NUMBER	67034	REV	A
	4.29.99				