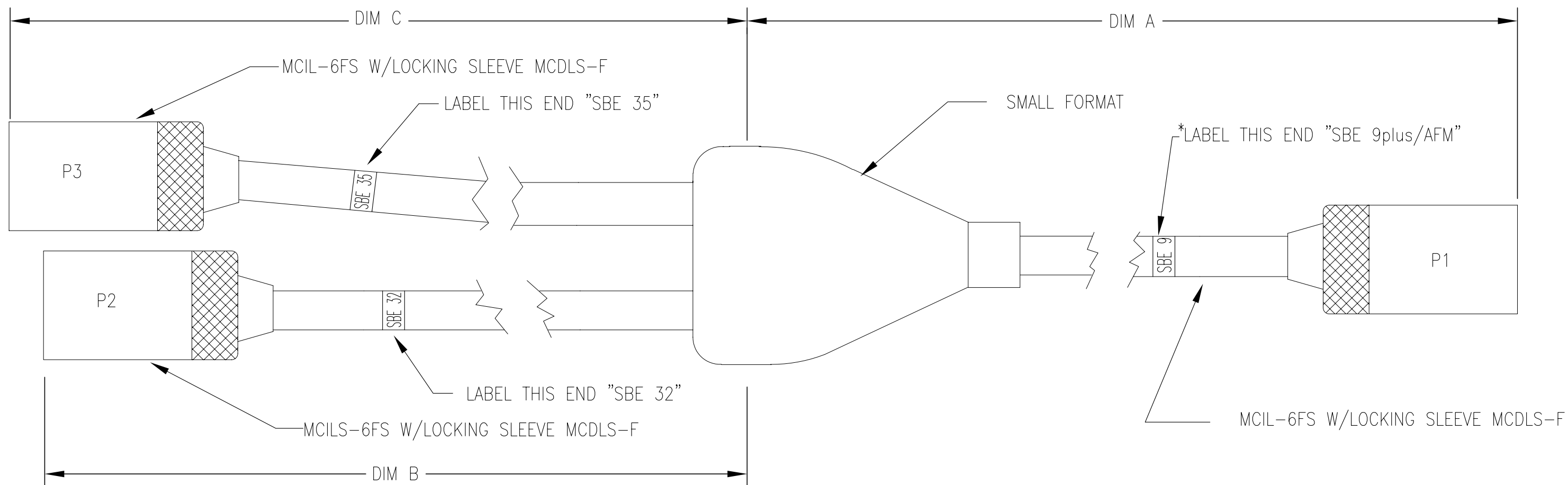
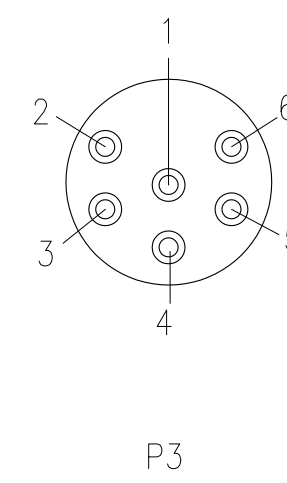
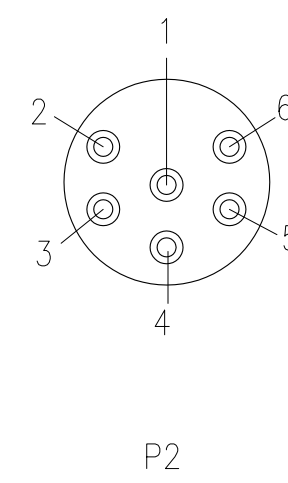
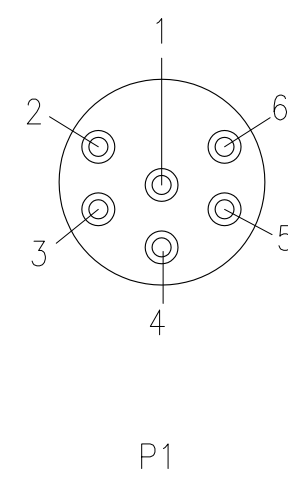


DATE	SYM	REVISION RECORD	AUTH.	DR.	CK.
10/04	A	ADD NOTE	CB	KHH	



SBE PN	DIM A	DIM B	DIM C
171995	6 FT	6 FT	6 FT

*SBE 9plus/AFM	SBE 32	SBE 35
P1	P2	P3
PIN 1	PIN 1	PIN 1
PIN 2	PIN 2	PIN 2
PIN 3	NC	PIN 3
PIN 4	NC	NC
PIN 5	NC	NC
PIN 6	PIN 6	PIN 6
NC	PIN 3	PIN 5



\*When used as 32/35/AFM or 32/35/17plusV2 combination, connect P1 to AFM (JB2) or 17plusV2 (J3)

TOLERANCES	<b>SEA-BIRD ELECTRONICS, INC</b>			
FRACTIONAL	P/N SEE TABLE	SCALE 1:1	DRAWN BY KHH	APPR BY CB
DECIMAL	TITLE Y-Cable: SBE 35 v2 to SBE 9/32 Subconn Connectors			
ANGULAR	DATE 8/25/2004	DRAWING NUMBER 32963	REV A	